



**TECHNICAL DATA SHEET**  
**KOSMIC INT. CLEAR HIGH GLOSS BASE**

**Description**

Kosmic Int. Clear High Gloss Base is high quality premium finish, provides the best in class mirror- like shine. This paint has a non-yellowing formula to provide a crystal-clear look to suit your painting needs. Featuring a gloss finish, this paint is ideal for use on wood and has an applicable pot life of 3 hrs.

**Product**

**RIFCU000M90I**

**Woods for which the product is suitable**

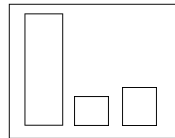
- Hard wood
- Veneer Ply wood

**Product Properties**

In Can Appearance : Free Flowing Liquid  
 In Can Viscosity : 35 ± 3 secs @30°C Ford cup B4  
 Non Volatile Material : 42 ± 2%  
 WPL ( weight per litre) : 0.98 ± 0.02 gm./ml  
 Shelf Life : 1 Year (from date of mfg.)

\*\* Note – Product shelf life is determined at minimum temperature 10°C (50° F) maximum temperature 35°C (95°F)

**Mixing Ratio**



4 Parts by Volume – Kosmic Int. Clr High Gloss Base  
 1 Part by volume – Super hardener  
 30 - 35% by Volume- Pu Medium Thinner

**Complementary Products**

**Quantities**

Hardener	<b>Super Hardener</b>	In weight w/w %	25	
		In volume v/v %	25	
	<b>Solid Content %</b>	<b>44± 2</b>		
Paint Mixing Qty(by volume & Weight)	<b>Paint by Volume</b>	Base-500 ml	Hardener-125 ml	Thinner-210 ml
	<b>Paint By Weight</b>	Base-500 gm	Hardener-125 gm	Thinner- 220 gm
Thinner	<b>Pu Medium Thinner</b>	In weight w/w %	34	
		In volume v/v %	34	

**READY TO USE PRODUCT PROPERTIES**

	Solid content 1st +2nd component(%)	42 ± 2
	Pot life @ 30°C	2 - 3 hrs
	Viscosity (Ford 4 cup)	17 – 21
Code/Gloss	CODE	Gloss level EN ISO 2813 (angle measurement 60°)
	WPTCU011L01I	> 90

**KOSMIC INT. CLEAR HIGH GLOSS**

## Surface Preparation



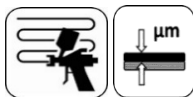
- Make Sure Proper Sanding of the Panel is done with #220-320 Mess
- No dust Particle should be present on the surface
- Remove all dust from surface using clean quality rags or wiping towels.
- Apply 2 Coat of Pristine clear sealer,
- Sand the panel (#320-400 Mess) Properly, make sure no orange peel is seen on the panel.
- Apply 2 Coats of Kosmic Clear High Gloss.

## Spray Gun Set Up



- Gravity Feed (Orifice) – 1.4 – 1.6 mm
- Air Pressure – 35-40 psi (2.4 – 2.75 Bar) at spray gun inlet.

## Application



Spray Gun

- 2 Coat Applications
- (65 – 75)  $\mu$  - spray Gun 1.4mm / (85-100)  $\mu$  Spray Gun Nozzle – 1.6mm For

- Flash Off in Between Coats – 2 -3 min @30°C, RT – 65%

## Products and Additives

Kosmic Int. Clear High Gloss Base  
 Super Hardener  
 Pu Medium Thinner

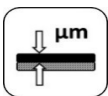
## Product Properties After Application



- Dust Free Time : 15 – 20 min
- Touch Dry : 30-35 min
- Handability Dry : 2.5-3.5 hours @30°C

\*Note – All results are considerable at RT – 30°C & RH – 65%.

## Coverage



Theoretical Coverage – 40-45 Sq. ft. per litre At 35 – 45 Microns DFT at 30C. The practical material usage depends on many factors i.e. shape of the object, roughness of the surface, application techniques, application pressure, application method and application circumstances.

## Product Performance Properties

- Gloss - Glossy finish
- Orange Peel – No orange Peel
- Cross Hatch adhesion – 2 mm (100\*100mm)
- PU Thinner Rub test – 20 times -Pass
- Finish-smooth
- Humidity Resistance – 240 C x RH 90% x 500hrs.
- Water resistance - 40°C/500 Hrs
- Alkali TEST (5% Nacl solution)– Pass
- Acid Test (5%H2SO4)- Pass
- PU Thinner Rub test – 20 times-Pass

\*\*Note – Product Shelf Life is determined when product is stored unopened at 30°C(86°F). Avoid Much temperature Fluctuation.